

OT FIT 8/220...240/180 CS PC

OPTOTRONIC Phase-cut OT FIT | Compact constant current LED driver – Dimmable



Product family features

- Cable clamp housing for independent mounting
- Dimmable on the leading edge and trailing edge
- Housing for independent installation

Product family benefits

- Compatible with the most common leading-edge and trailing-edge phase dimmers
- Flexible current setting (DIPswitch – 2 to 4 currents)
- Flicker-free dimming
- Higher quality of light thanks to < 5% output ripple current

Product datasheet

Areas of application

- Decorative illumination
- Downlights, flat luminaires
- Hospitality
- Living areas
- Museums, residential buildings
- Offices
- Shop lighting
- Suitable for indoor SELV installations
- Suitable for luminaires of protection class I and II

Technical data

Electrical data

| | |
|--|--|
| Nominal input voltage | 220...240 V |
| Mains frequency | 50/60 Hz |
| Input voltage AC | 198...264 V ¹⁾ |
| Total harmonic distortion | < 20 % ²⁾ |
| Power factor λ | > 0.95 ³⁾ |
| Efficiency in full-load | 80 % ⁴⁾ |
| Device power loss | 1.8 W ⁵⁾ |
| Protective conductor current | <0.7 mA |
| Inrush current | < 10 A ⁶⁾ |
| Max. ECG no. on circuit breaker 10 A (B) | 80 |
| Max. ECG no. on circuit breaker 10 A (C) | 132 |
| Max. ECG no. on circuit breaker 16 A (B) | 128 |
| Max. ECG no. on circuit breaker 16 A (C) | 212 |
| Max. ECG no. on circuit breaker 25 A (B) | - |
| Surge capability (L/N-Ground) | 2 kV |
| Surge capability (L-N) | 1 kV |
| Nominal output voltage | 27...40 V ⁷⁾ |
| U-OUT (working voltage) | 60 V |
| Nominal output current | 100 / 120 / 155 / 180 mA ⁸⁾ |
| Output current tolerance | ±7.5 % |
| Output ripple current (100 Hz) | < 5 % |
| Output PSTLM | ≤1 |
| Output SVM | ≤0.4 |
| Nominal output power | 7.2 W ⁹⁾ |
| Maximum output power | 7.2 W |
| Galvanic isolation primary/secondary | 3.75 kV |
| Current set | DipSwitch |
| Default output current | 180 mA |

1) Permitted voltage range

2) Full load, 230V, 50 Hz

3) Full load at 230 V/Minimum load at 230 V

4) at 230 V, 50 Hz

5) Maximum

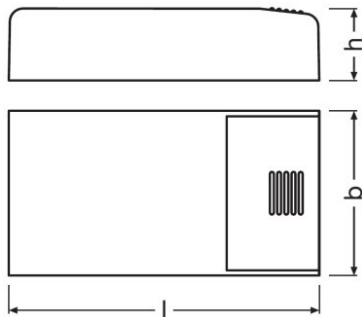
6) $t_{width} = 100 \mu s$ (measured at 50 % I_{peak})

7) Maximum 60 V

8) ±7.5%

9) Partial load 2.7...7.2W

Dimensions & weight



| | |
|---|--|
| Product weight | 59.20 g |
| Cable cross-section, input side | 0.75...1.5 mm ² ¹⁾ |
| Cable cross-section, output side | 0.75...1.5 mm ² ¹⁾ |
| Wire preparation length, input side | 5...6 mm |
| Wire preparation length, output side | 5...6 mm |
| Length | 95.0 mm |
| Width | 50.0 mm |
| Height | 22.0 mm |

¹⁾ Flexible / Solid leads

Colors & materials

| | |
|------------------------|---------|
| Casing material | Plastic |
|------------------------|---------|

Temperatures & operating conditions

| | |
|---|------------------------|
| Ambient temperature range | -20...+50 °C |
| Maximum temperature at tc test point | 70 °C ¹⁾ |
| Max.housing temperature in case of fault | 110 °C |
| Temperature range at storage | -20...80 °C |
| Permitted rel. humidity during operation | 5...85 % ²⁾ |

¹⁾ Maximum at the Tc-point

²⁾ Non-condensing

Lifespan

| | |
|---------------------|-------------------------------|
| ECG lifetime | 30000 / 50000 h ¹⁾ |
|---------------------|-------------------------------|

¹⁾ At T_{case} = 70°C at T_c point / 10% failure rate / At T_{case} = 60°C at T_c point / 10% failure rate

Capabilities

| | |
|-----------------|-----|
| Dimmable | Yes |
|-----------------|-----|

Product datasheet

| | |
|--|-------------------------|
| Dimming interface | Phase Cut ¹⁾ |
| Dimming range | 5...100 % |
| Dimming method | Amplitude Modulation |
| Overheating protection | Automatic reversible |
| Overload protection | Automatic reversible |
| Short-circuit protection | Automatic reversible |
| No-load proof | Yes |
| Intended for no-load operation | No |
| Max. cable length to lamp/LED module | 2.0 m ²⁾ |
| Suitable for fixtures with prot. class | I / II |
| Type of connection, input side | Push terminal |
| Type of connection, output side | Push terminal |
| Suitable for through-wiring | No |
| Number of channels | 1 |

¹⁾ Leading edge / Trailing edge

²⁾ Output wires must be routed as close as possible to each other

Programming

| | |
|--------------------|-----------|
| Programming device | DIPswitch |
|--------------------|-----------|

Certificates & standards

| | |
|---------------------------|---|
| Approval marks – approval | CE / CCC / ENEC / EAC / RCM |
| Standards | Acc. to IEC 61347-1/Acc. to IEC 61347-2-13/Acc. to IEC 62384/Acc. to CISPR 15/Acc. to IEC 61000-3-2/Acc. to IEC 61000-3-3/Acc. to IEC 61547 |
| Protection class | I,II |
| Type of protection | IP20 |

Logistical data

| | |
|----------------|--------------|
| Commodity code | 850440829000 |
|----------------|--------------|

Environmental information









| Information according Art. 33 of EU Regulation (EC) 1907/2006 (REACH) | |
|---|--|
| Date of Declaration | 09-05-2022 |
| Primary Article Identifier | 4062172007535 |
| Candidate List Substance 1 | Lead |
| CAS No. of substance 1 | 7439-92-1 |
| Safe Use Instruction | The identification of the Candidate List substance is sufficient to allow safe use of the article. |

Product datasheet

Declaration No. in SCIP database

6e88ee0f-0c1e-40e4-bfd7-c3d9050d2382

Download Data

| File |
|--|
|  User instruction OPTOTRONIC LED Power Supply |
|  User instruction OPTOTRONIC LED Power Supply |
|  Addon Technical Information OT FIT 8 PC CS DL 270120 |
|  Certificates OT FIT CS PC ENEC 35 110400 110221 |
|  Certificates OT FIT CS PC CCC 2019171002002702 110221 |
|  Declarations of conformity OT FIT CS PC CE 3789414 170522 |
|  Declarations of conformity OT FIT CS PC UK DoC 4290101 170522 |
|  CAD data OT FIT 8 18 CS PC STEP 160620 |

Ecodesign regulation information:

Intended for use with LED modules.

The forward voltage of the LED light source shall be within the defined operating window of the control gear in all operating conditions including dimming if applicable.

Separate control gear and light sources must be disposed of at certified disposal companies in accordance with Directive 2012/19/EU (WEEE) in the EU and with Waste Electrical and Electronic Equipment (WEEE) Regulations 2013 in the UK. For this purpose, collection points for recycling centres and take-back systems (CRSO) are available from retailers or private disposal companies, which accept separate control gear and light sources free of charge. In this way, raw materials are conserved and materials are recycled.

Logistical Data

| Product code | Product description | Packaging unit (Pieces/Unit) | Dimensions (length x width x height) | Volume | Gross weight |
|---------------|---------------------------------|------------------------------|--------------------------------------|----------------------|--------------|
| 4062172007535 | OT FIT 8/220...240/180 CS PC | Shipping carton box 20 | 264 mm x 202 mm x 64 mm | 3.41 dm ³ | 1185.00 g |

The mentioned product code describes the smallest quantity unit which can be ordered. One shipping unit can contain one or more single products. When placing an order, for the quantity please enter single or multiples of a shipping unit.

Product datasheet

Disclaimer

Subject to change without notice. Errors and omission excepted. Always make sure to use the most recent release.